

Anti-Shading Lens

Apo-Xenoplan 2.0/20-0003

These high-resolution, high-speed lenses are optimized for the use of 4 and 8 megapixel 1.3" sensors with micro-lenses on the sensor surface. The special optical design prevents unwanted shading on the sensor. This makes it much easier to combine a homogeneous luminance distribution with high imaging performance. The image circles are very large for C-Mount lenses. With a 1.3" sensor, the relatively short focal lengths allow a large coverage range at a short working distance. The lenses are also broadband coated and can be used in the visible range 400 – 700 nm or the near infrared range 700 – 1000 nm.



Apo-Xenoplan 2.0/20

Key Features

- Anti-shading for sensor sizes up to 1.3"(image circle 24 mm)
- Designed for 4 and 8 Mpix sensors with micro-lenses
- High resolution optics 400 - 700 nm (VIS) / 700 - 1000 nm (NIR)
- Very high MTF across the entire sensor
- Robust mechanics for industrial environment
- Compact and low weight
- Focus and iris setting lockable

Applications

- Machine Vision and other imaging applications
- 3D measurement
- Traffic
- Etc.

Technical Specifications

F-number	2.0
Focal length	20.5 mm
Image circle	24 mm
Transmission	400 - 1000 nm
Interface	C-Mount
Weight	450 gr.
Filter tread	M35.5 x 0.5
Code no.	1056472

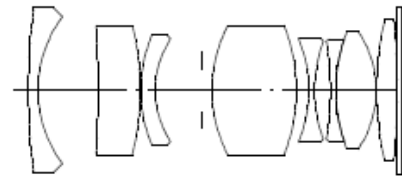
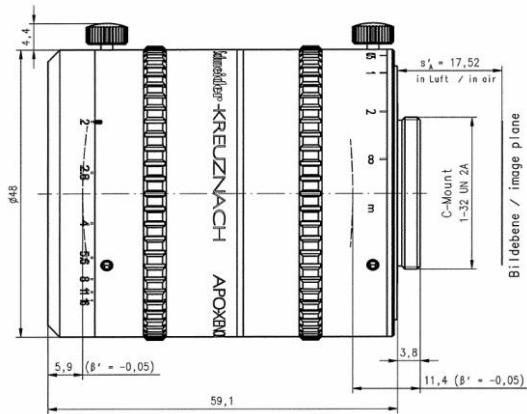
Contact

Jos. Schneider Optische Werke GmbH
 Ringstraße 132
 55543 Bad Kreuznach
 Germany
 Phone +49 671 601-205
 Fax +49 671 601-286
www.schneiderkreuznach.com
industrie@schneiderkreuznach.com

Schneider Optical Technologies Co., Ltd.
 Rm. A505 Yingdali Science Park, Hongmian Rd.,
 Futian Free Trade Zone, Shenzhen 518038,
 P.R. China
 Phone: +86 755 88 32 11 70
 Fax: +86 755 88 32 11 75
www.schneiderkreuznach.com
info@schneider-asiapacific.com

Schneider Optics Inc.
 285 Oser Ave.
 Hauppauge, NY 11788
 USA
 Phone +1 631 761-5000
 Fax +1 631 761-5090
www.schneideroptics.com/industrial
industrial@schneideroptics.com

Apo-Xenoplan 2.0/20



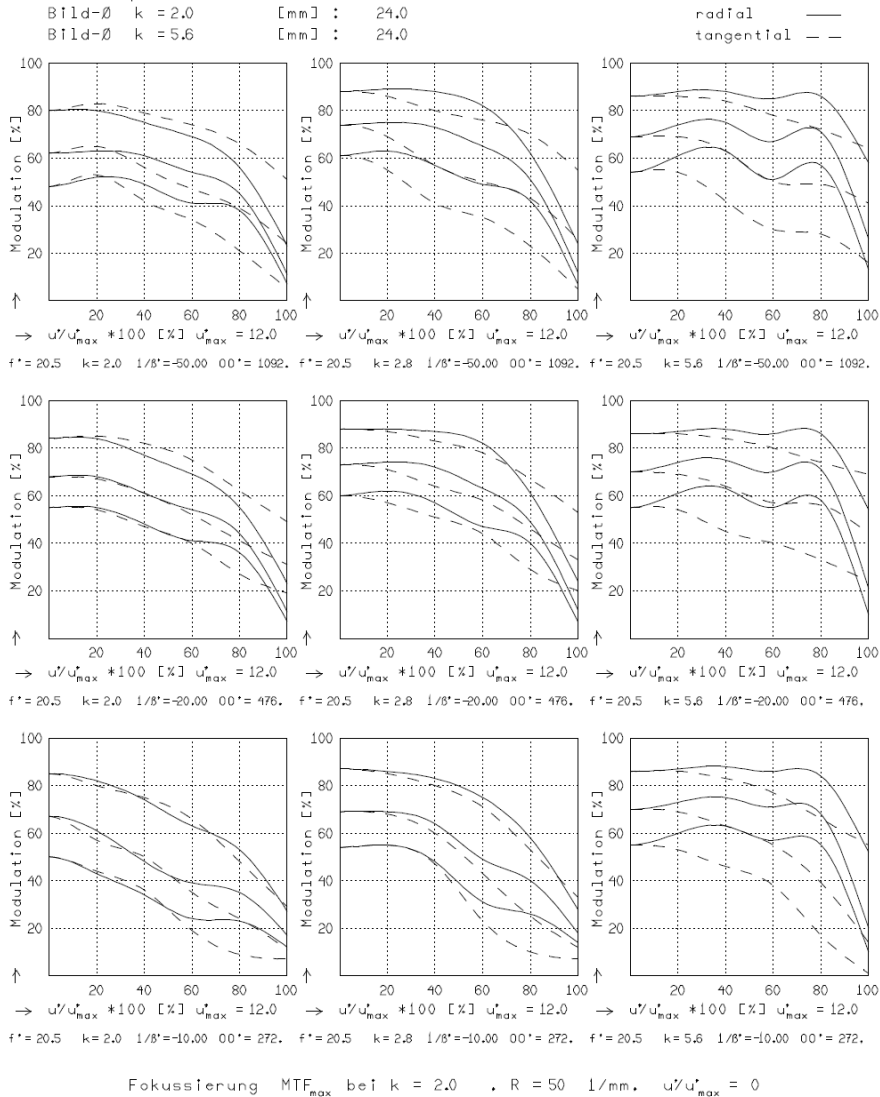
APO-XENOPLAN 2/20

f'	= 20.5 mm	β_p	= 2.964
s_F	= 5.6 mm	s_{EP}	= 12.5 mm
s_F^*	= 23.8 mm	s_{AP}^*	= -37.1 mm
HH'	= 23.4 mm	Σd	= 46.3 mm

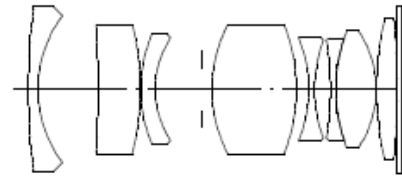
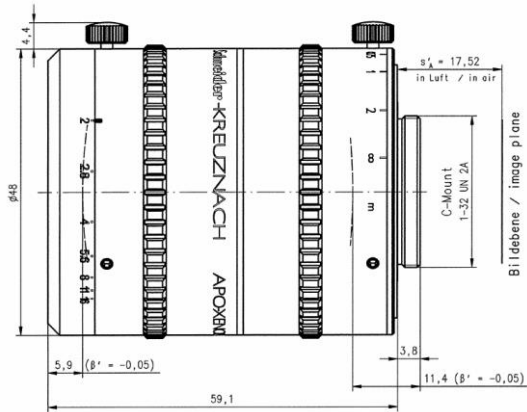
APO-XENOPLAN 2/20

MODULATION als Funktion der relativen Bildgröße

Wellenlänge λ [nm]	: 555	655	605	505	455	405
Spektrale Gewichtung [%]	: 19.6	23.7	22.2	15.7	12.1	6.7
Ortsfrequenz R [1/mm]	: 25	50	75			
Bild- \emptyset k = 2.0 [mm]	: 24.0					
Bild- \emptyset k = 5.6 [mm]	: 24.0					

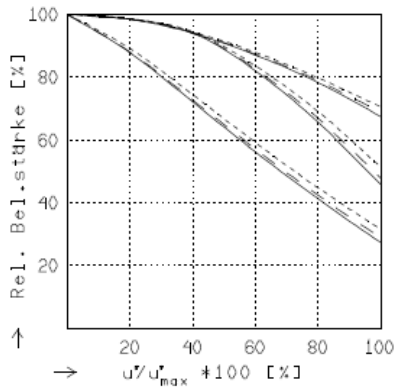


Apo-Xenoplan 2.0/20



APO-XENOPLAN 2/20

f'	= 20.5 mm	β_p	= 2.964
s_F	= 5.6 mm	s_{EP}	= 12.5 mm
$s_{F'}$	= 23.8 mm	s_{AP}	= -37.1 mm
HH'	= 23.4 mm	Σd	= 46.3 mm

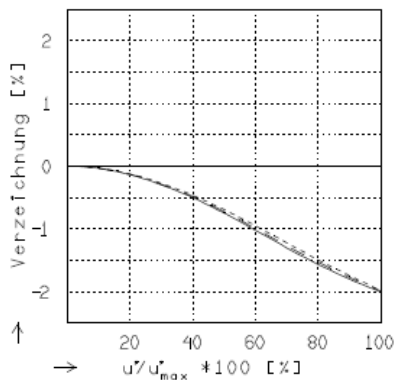


RELATIVE BELEUCHTUNGSSTÄRKE

Die relative Beleuchtungsstärke ist für die angegebenen Brennweiten oder Abbildungsmaßstäbe für die folgenden Blendenzahlen dargestellt.

$k = 2.0$ $k = 2.8$ $k = 5.6$

—	$\beta' = -0.0200$	$u_{max}^* = 11.8$	$00' = 1092.$
- -	$\beta' = -0.0500$	$u_{max}^* = 11.8$	$00' = 476.$
----	$\beta' = -0.1000$	$u_{max}^* = 11.8$	$00' = 272.$

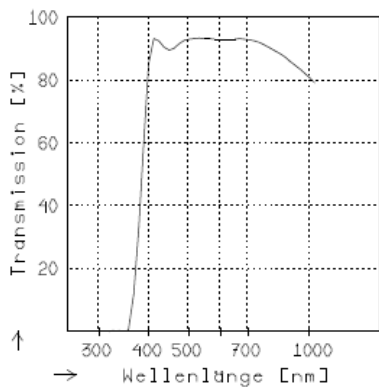


VERZEICHNUNG

Die Verzeichnung ist für die angegebenen Brennweiten oder Abbildungsmaßstäbe dargestellt.

Pos. Werte : Kissenförm. Verzeichnung
Neg. Werte : Tonnenförm. Verzeichnung

—	$\beta' = -0.0200$	$u_{max}^* = 11.8$	$00' = 1092.$
- -	$\beta' = -0.0500$	$u_{max}^* = 11.8$	$00' = 476.$
----	$\beta' = -0.1000$	$u_{max}^* = 11.8$	$00' = 272.$



TRANSMISSION

Die relative spektrale Transmission ist als Funktion der Wellenlänge dargestellt.