

Ruggedized Lens

Tele-Xenar 2.2/70 - Ruggedized

In accordance with the sensitivity of modern 2 / 3" CCD and CMOS sensors, the 3 megapixel lenses are corrected and broadband-coated for the spectral range of 400 – 1000 nm (VIS + NIR). Even under production and / or extreme conditions, the robust mechanical design with lockable focus and iris setting mechanism guarantees reliable continuous use in which the set optical parameters remain in place.



Tele-Xenar 2.2/70

Key Features

- High-resolution optics
- Stabilized mechanism
- Highest optical imaging performance even with smallest pixel sizes
- Broadband coating (400 - 1000 nm)
- Compact and low weight
- Vibration insensitivity for stable imaging performance, secured ring
- Focus and iris setting lockable

Applications

- 3D measurement
- Machine Vision and other imaging applications
- Traffic
- Medical
- Robot vision
- Food processing

Technical Specifications

F-number	2.2
Focal length	70.5 mm
Image circle	11 mm
Transmission	400 - 1000 nm
Interface	C-Mount
Weight	200 gr.
Option	Optical filter

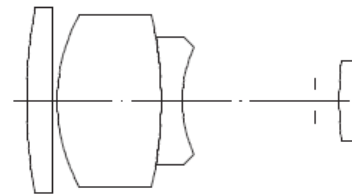
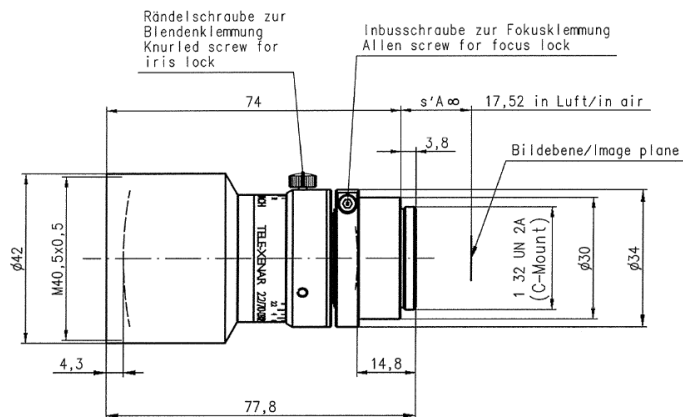
Contact

Jos. Schneider Optische Werke GmbH
 Ringstraße 132
 55543 Bad Kreuznach
 Germany
 Phone +49 671 601-387
 Fax +49 671 601-286
www.schneiderkreuznach.com/industrialoptics
industrie@schneiderkreuznach.com

Schneider Asia Pacific Ltd.
 20/F Central Tower, 28 Queen's Road
 Central, Hong Kong
 China
 Phone +852 8302 0301
 Fax +852 8302 4722
www.schneider-asiapacific.com
info@schneider-asiapacific.com

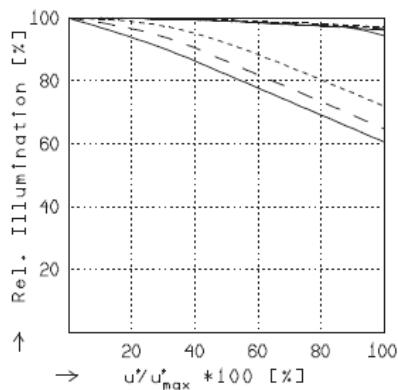
Schneider Optics Inc.
 285 Oser Ave.
 Hauppauge, NY 11788
 USA
 Phone +1 631 761-5000
 Fax +1 631 761-5090
www.schneideroptics.com/industrial
industrial@schneideroptics.com

Tele-Xenar 2.2/70 Ruggedized Lens



TXR 2.2/70

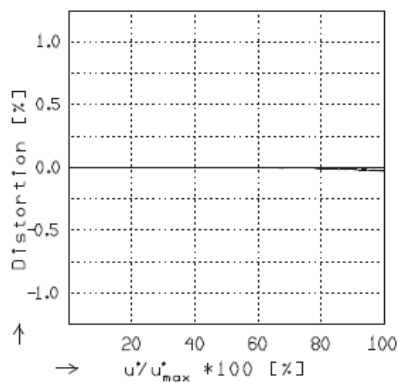
$f' = 70.5 \text{ mm}$	$\beta_p^* = 0.494$
$s_f = -27.8 \text{ mm}$	$s_{EP} = 115.0 \text{ mm}$
$s_{f'}^* = 28.5 \text{ mm}$	$s_{AP}^* = -6.3 \text{ mm}$
$HH^* = -26.0 \text{ mm}$	$\Sigma d = 58.8 \text{ mm}$



RELATIVE ILLUMINATION

The relative illumination is shown for the given focal distances or magnifications.

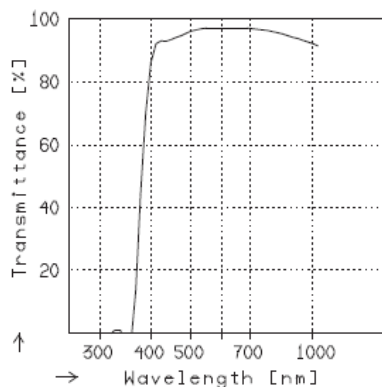
	$f / 2.2$	$f / 4.0$	$f / 8.0$
—	$\beta^* = -0.0200$	$u_{max}^* = 5.5$	$00' = 3642.$
- -	$\beta^* = -0.0500$	$u_{max}^* = 5.5$	$00' = 1529.$
- · - ·	$\beta^* = -0.1000$	$u_{max}^* = 5.5$	$00' = 827.$



DISTORTION

Distortion is shown for the given focal distances or magnifications. Positive values indicate pincushion distortion and negative values barrel distortion.

—	$\beta^* = -0.0200$	$u_{max}^* = 5.5$	$00' = 3642.$
- -	$\beta^* = -0.0500$	$u_{max}^* = 5.5$	$00' = 1529.$
- · - ·	$\beta^* = -0.1000$	$u_{max}^* = 5.5$	$00' = 827.$



TRANSMITTANCE

Relative spectral transmittance is shown with reference to wavelength.