

High End 3D Lens

Cinegon 1.4/12 – High End 3D

In accordance with the sensitivity of modern 2 / 3" CCD and CMOS sensors, the 3 megapixel lenses are corrected and broadband-coated for the spectral range of 400 – 1000 nm (VIS + NIR). Even under production and / or extreme conditions, the robust mechanical design with lockable focus and iris setting mechanism guarantees reliable continuous use in which the set optical parameters remain in place.



Cinegon 1.4/12

Key Features

- High-resolution optics
- Stabilized optical axis
- Highest optical imaging performance even with smallest pixel sizes
- Broadband coating (400 - 1000 nm)
- Compact and low weight
- Vibration insensitivity for stable imaging performance, secured lens and ring
- Focus and iris setting lockable

Applications

- 3D measurement
- Machine Vision and other imaging applications
- Traffic
- Medical
- Robot vision
- Food processing

Technical Specifications

F-number	1.4
Focal length	12.7 mm
Image circle	11 mm
Transmission	400 - 1000 nm
Interface	C-Mount
Weight	99 gr.
Option	Optical filter

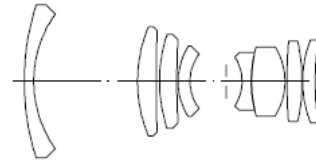
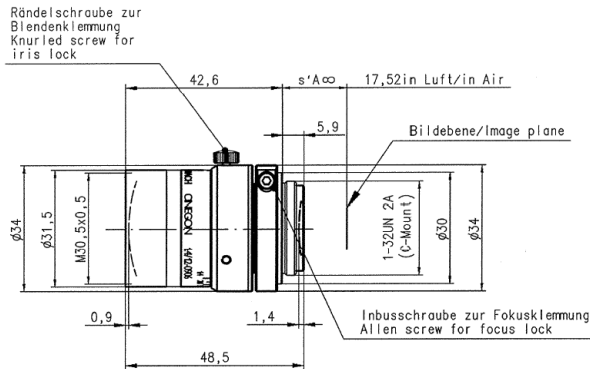
Contact

Jos. Schneider Optische Werke GmbH
 Ringstraße 132
 55543 Bad Kreuznach
 Germany
 Phone +49 671 601-387
 Fax +49 671 601-286
www.schneiderkreuznach.com/industrialoptics
industrie@schneiderkreuznach.com

Schneider Asia Pacific Ltd.
 20/F Central Tower, 28 Queen's Road
 Central, Hong Kong
 China
 Phone +852 8302 0301
 Fax +852 8302 4722
www.schneider-asiapacific.com
info@schneider-asiapacific.com

Schneider Optics Inc.
 285 Oser Ave.
 Hauppauge, NY 11788
 USA
 Phone +1 631 761-5000
 Fax +1 631 761-5090
www.schneideroptics.com/industrial
industrial@schneideroptics.com

Cinegon 1.4/12 High End 3D Lens



CINEGON 1.4/12MM

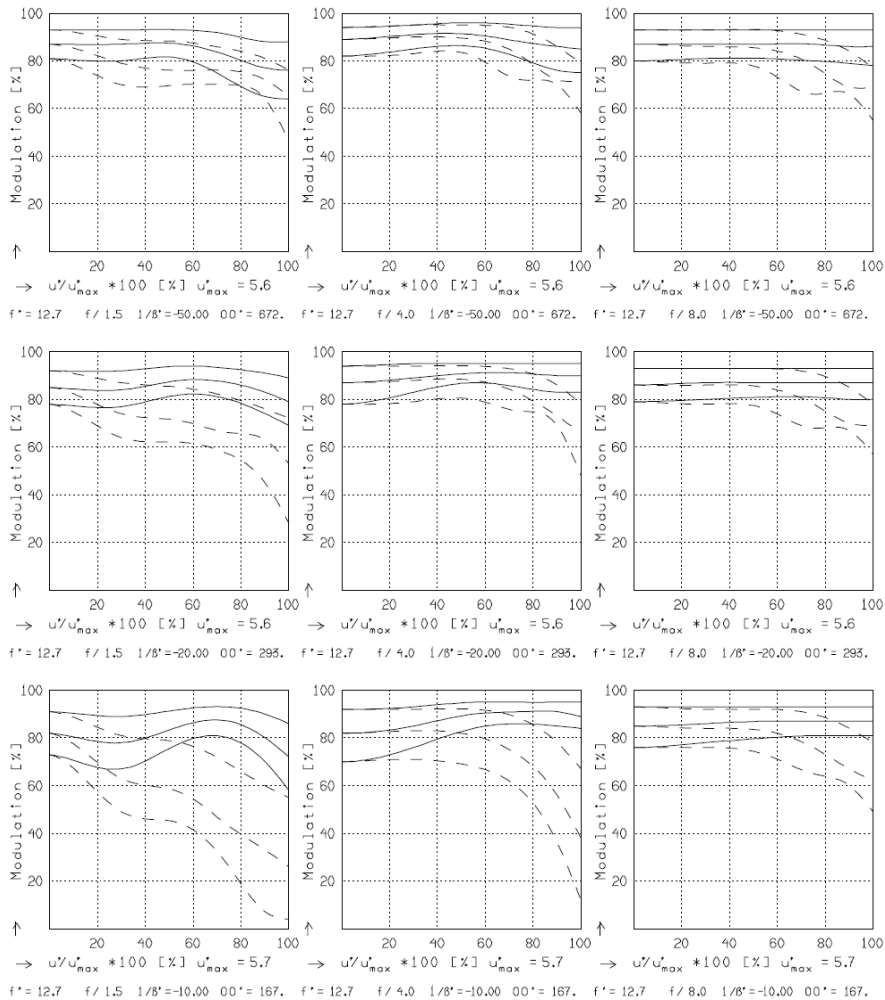
f^* = 12.7 mm	β_p^* = 4.217
s_F = 20.1 mm	s_{EP} = 23.1 mm
s_F^* = 12.7 mm	s_{AP}^* = -40.7 mm
HH^* = 13.5 mm	Σd = 46.3 mm

CINEGON 1.4/12MM

MODULATION with reference to the relative image height

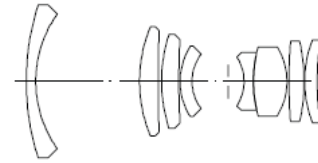
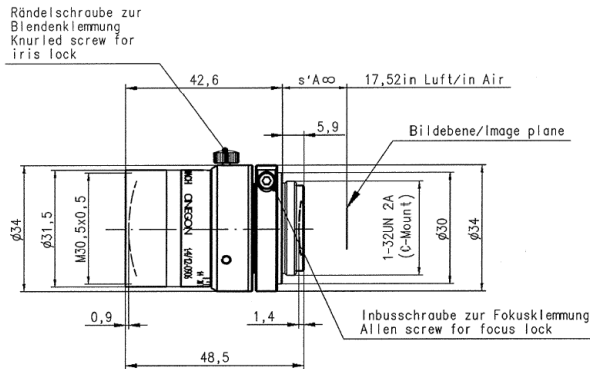
Wavelength λ	[nm] :	555	655	605	555	455	405
Spectral weighting	[%] :	19.6	23.7	22.2	15.7	12.1	6.7
Spatial frequency R	[1/mm] :	10	20	30			
Format	[mm X mm] :	6.6	X	8.8			
Diagonal $2u'$	[mm] :	11.0					

radial —
tangential - -



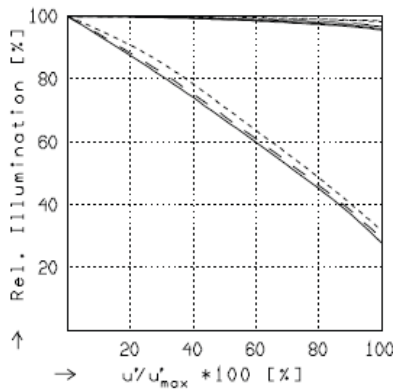
Focusing : MTF_{max} at $f/1.4$. $R = 30$ 1/mm. $u'/u'_{max} = 0$

Cinegon 1.4/12 High End 3D Lens



CINEGON 1.4/12MM

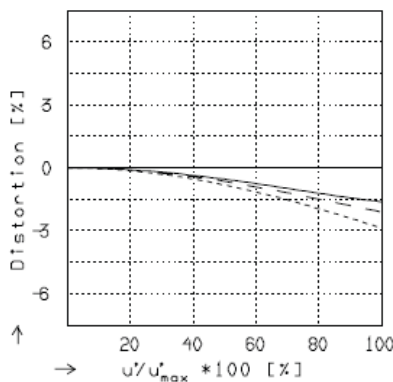
f' = 12.7 mm	β'_p = 4.217
s_F = 20.1 mm	s_{EP} = 23.1 mm
$s_{F'}$ = 12.7 mm	s_{AP} = -40.7 mm
HH' = 13.5 mm	Σd = 46.3 mm



RELATIVE ILLUMINATION

The relative illumination is shown for the given focal distances or magnifications.

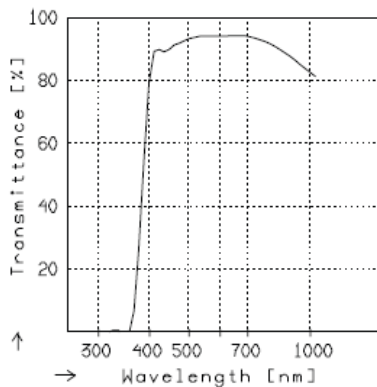
	$f / 1.5$	$f / 4.0$	$f / 8.0$
— $\beta' = -0.0200$	$u'_{max} = 5.5$	$00' = 672.$	
- - $\beta' = -0.0500$	$u'_{max} = 5.5$	$00' = 293.$	
---- $\beta' = -0.1000$	$u'_{max} = 5.5$	$00' = 167.$	



DISTORTION

Distortion is shown for the given focal distances or magnifications. Positive values indicate pincushion distortion and negative values barrel distortion.

— $\beta' = -0.0200$	$u'_{max} = 5.4$	$00' = 672.$
- - $\beta' = -0.0500$	$u'_{max} = 5.5$	$00' = 293.$
---- $\beta' = -0.1000$	$u'_{max} = 5.5$	$00' = 167.$



TRANSMITTANCE

Relative spectral transmittance is shown with reference to wavelength.