



ZEISS Apo-Distagon 1.4/55



Features

- Fast f/1.4 aperture
- Precise manual focusing
- Robust full-metal construction
- For industrial cameras with F-Mount up to sensor sizes of 24x36 mm or 43mm line sensors.
- Extremely high optical performance already at fully opened aperture (f/1.4)

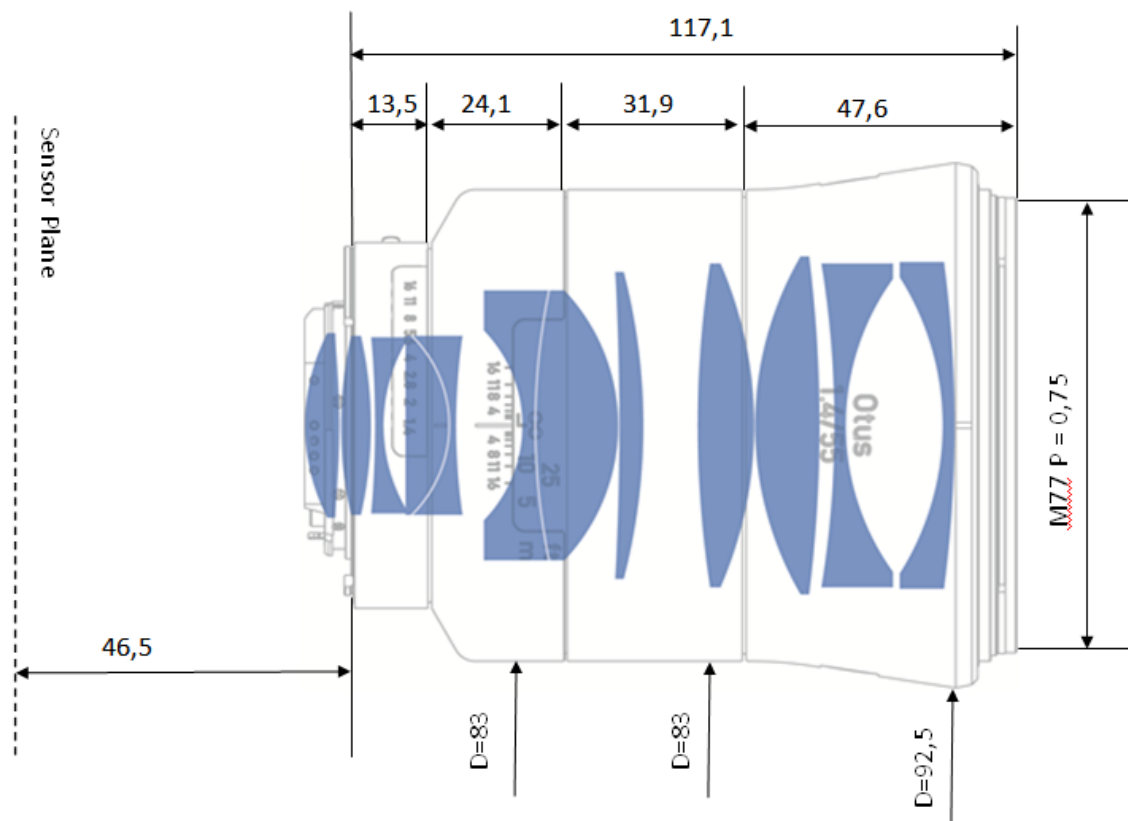
Camera Mounts

Available for F-Mount and EF Mount



ZEISS Apo-Distagon 1.4/55

Technical Specifications



Focal length	55 mm
Aperture range	f/1.4 – f/16
Lens elements / Groups	12/10
Min. Working Distance (Object to Sensor)	0,5 m (19.7 ") – ∞
Min. Free Working Distance	0,33 m (13.2") – ∞
Angular field* (diag. / horiz. / vert.)	43,7° / 36,7° / 24,9°
Max. Diameter of image field	43 mm (1.8")
Flange focal distance	F-Mount: 46,5 mm (1.8")
Coverage at close range (MOD)*	246 x 163 mm (9.7 x 6.4") / Line 292 mm (11")
Image ratio at MOD	1:6.8
Entrance pupil position (in front of image plane)	101 mm (3.50")
Rotation angle of focusing ring (inf – MOD)	248°
Weight	ZF.2: 970 g (2.22 lbs)

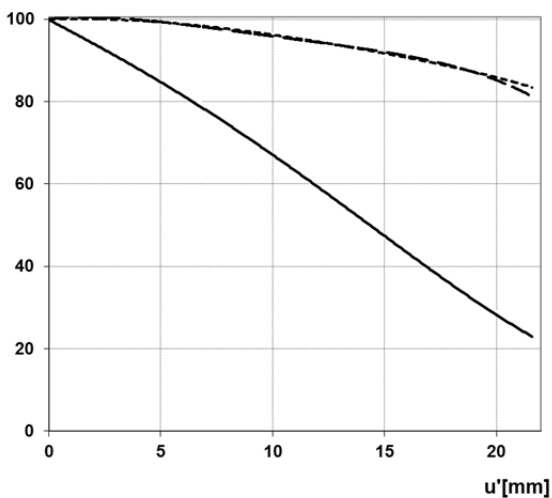
* referring to 36 mm format



ZEISS Apo-Distagon 1.4/55

Relative Illuminance

E [%]

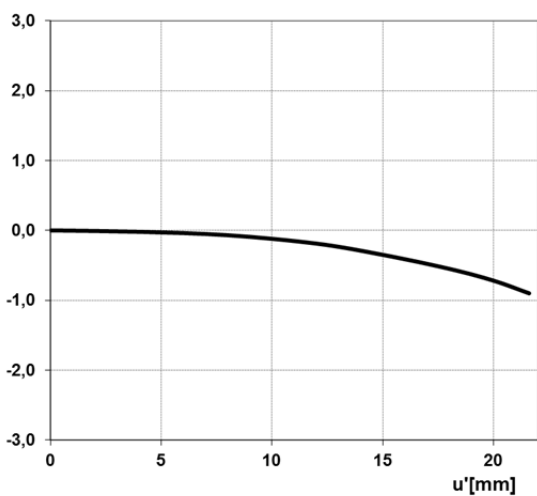


The relative illumination shows in percent the decrease in image brightness from the image center to edge.

— f-number = 1.4
--- f-number = 4.0
... f-number = 4.28

Relative Distortion

V [%]



The relative distortion shows in percent the deviation of the actual from the ideal image height.

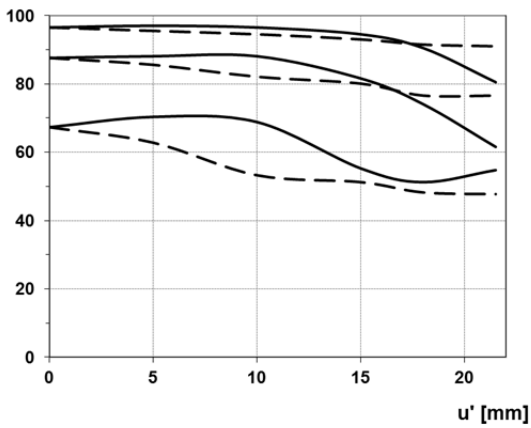
Data for infinity.



ZEISS Apo-Distagon 1.4/55

MTF Charts

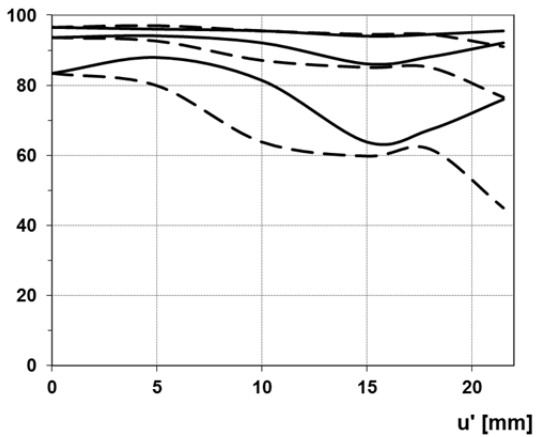
MTF [%]



f-number = 1.4

— Sagittal
... Tangential

MTF [%]



f-number = 4.0

— Sagittal
... Tangential

Modulation transfer MTF as a function of the image height (u') and slit orientation. White light. Spatial frequencies $R=10, 20$ and 40 cycles/mm.