

# Strobe, 1Ch, 24A, PAD1 1131/24

### This package consists of:

- PAD1 1131/24, Strobe control unit
- Power/Trigger cable, 5m

Specifications	
Voltage supply	24V DC ( $\pm 10\%$ )
Current requirement	max. 2.5A
Protection class	IP30
Operation temperature	0°C ....+65 °C
Storage temperature	-40°C....+80 °C
Storage humidity	max. 80%
Power output	max. 8A
Light intensity	0 to 100%
Strobe pulselength	50 to 1500 $\mu$ s
Trigger frequebce	max. 200 Hz at 24A

### Warning!

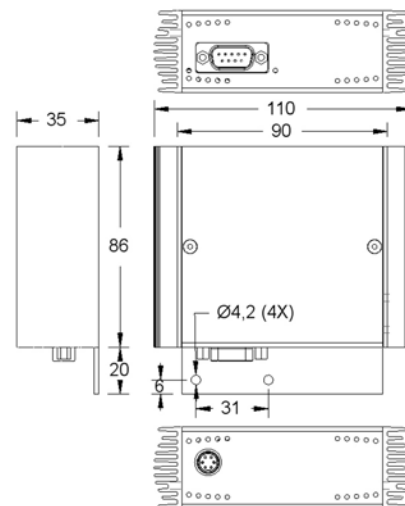
**Do not connect to other than 24 V DC**

Power/trigger cable		
Yellow	24 VDC	Pin 1, 2
Brown	0 V	Pin 3, 4
Green	Trigger +	Pin 8
White	Trigger -	Pin 9

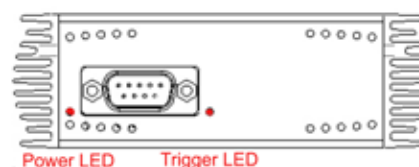
Trigger input: Optical isolated  
 Trigger range: 5-24VDC, 20mA

### Light head connector:

Pull back the spring-loaded housing before connecting and disconnecting. .

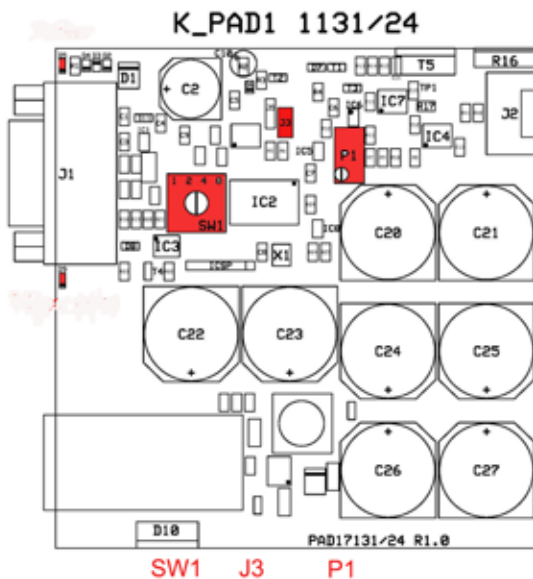


### LED indication



### Adjustment:

Open the units by unscrewing top cover



### Light intensity, P1:

Turning P1 anti-clockwise will decrease the light intensity.

Default value: 100%.

LATAB recommend to reduce the light intensity as much as possible to increase lifetime.

360 degr (1 turn) is equal to about 5%

### Pulse width, SW1:

The strobe pulse width can be set from 50 to 1500  $\mu$ s by SW1. See table.

Factory preset to 1500  $\mu$ s.

### 200 % intensity, J3:

Installing of the jumper J3 will double the intensity. The strobe pulse will be automatically limited to 100 $\mu$ s to avoid overloading the LEDs.

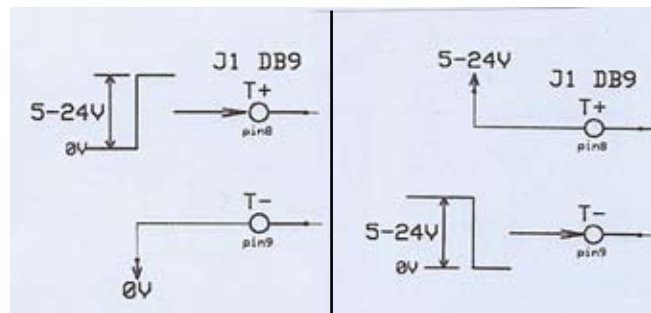
### Table for strobe pulse width setting

SW1	$\mu$ sec	SW1	$\mu$ sec
0	50	8	600
1	100	9	700
2	150	A	800
3	200	B	900
4	250	C	1000
5	300	D	1100
6	400	E	1200
7	500	F	1500

### Trigger configuration

Positive edge

Negativ edge



### EMC compatibility:

This product, PAD1 1131/24 follow the EG-directive for EMC-compatibility, 897336, additional 9321/EEG and 93/86/EEG